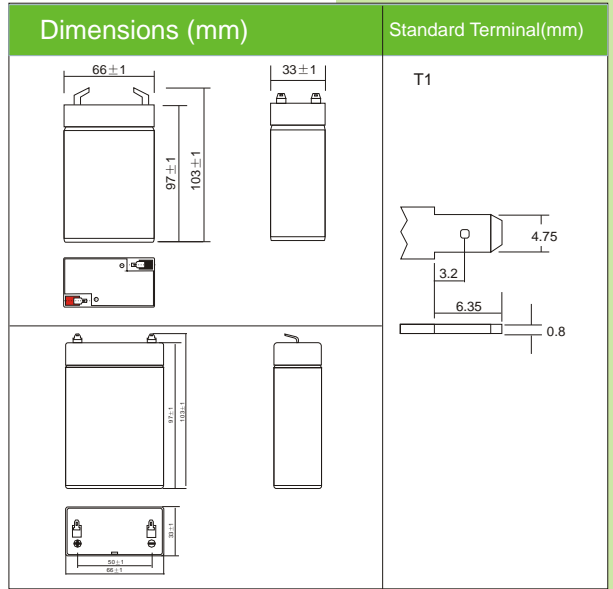




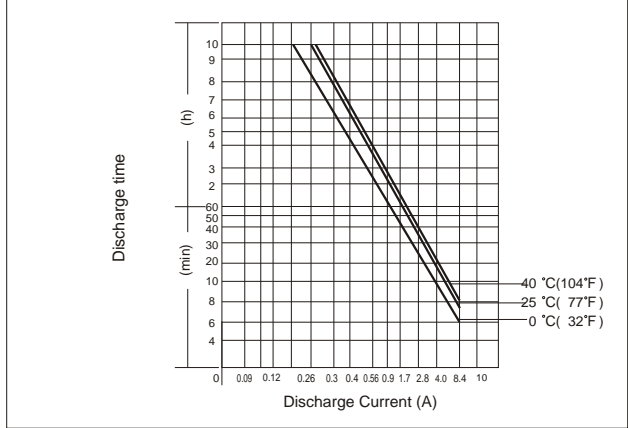
DJW6-2.8(6V2.9AH)



Physical Specification

Nominal Voltage		6V
Nominal Capacity (20HR)		2.9AH
Dimension	Length	66 ± 1mm (2.60 inches)
	Width	33 ± 1mm (1.30 inches)
	Container Height	97 ± 1mm (3.82 inches)
	Total Height (with Terminal)	103 ± 1mm (4.06 inches)
Weight		Approx 0.59kg (1.30lbs)
Standard Terminal		T1(standard)

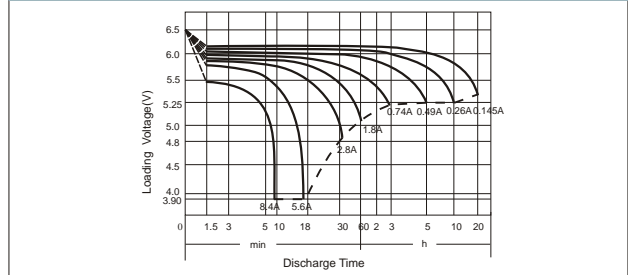
Discharging Current & Discharge Duration Time



Electrical Specification

Rated Capacity	20 hour rate (145mA)	2.9AH	Constant-Voltage	Cycle	Initial Charging Current less than 0.84A. Voltage 7.20V- 7.50V at 25°C (77°F) Temp. Coefficient -15mV/°C
	10 hour rate (260mA)	2.6AH			
	5 hour rate (490mA)	2.45AH			
	1 hour rate (1.80 A)	1.80AH			
	15minute rate (5.68 A)	1.42AH			
Capacity affected by Temperature	40C (104F)	103%	Charge	Standby	No limit on Initial Charging Current Voltage 6.75V-6.90V at 25°C (77°F) Temp. Coefficient - 10mV/°C
	25C (77F)	100%			
	0C (32F)	86%			

Discharge Characteristics (25°C, 77°F)



Constant Current (Amp) and Constant Power (Watt) Discharge Table (25°C, 77°F)

Time(minute) Final voltage/Cell	5	10	15	20	30	45	60	120	180	300	600	1200
Amp/Watt/Cell	1.3	1.3	1.3	1.3	1.6	1.6	1.67	1.7	1.75	1.75	1.75	1.8
A	11.60	8.27	5.68	4.64	3.34	2.32	1.80	1.02	0.74	0.49	0.26	0.145
W	20.76	15.54	10.82	9.08	6.55	4.61	3.57	2.02	1.47	0.99	0.52	0.29